

Biotinylated Human FGFR2 beta (IIIb) Protein



Cat. No. FGR-HM4BBB

Description

Source	Recombinant Biotinylated Human FGFR2 beta (IIIb) Protein is expressed from HEK293 with His tag and Avi tag at the C-Terminus.
	It contains Arg152-Glu378.
Accession	P21802-3
Molecular Weight	The protein has a predicted MW of 28.3 kDa. Due to glycosylation, the protein migrates to 48-60 kDa based on Bis-Tris PAGE result.
Endotoxin	Less than 1EU per µg by the LAL method.
Purity	> 95% as determined by Bis-Tris PAGE
	> 95% as determined by HPLC

Formulation and Storage

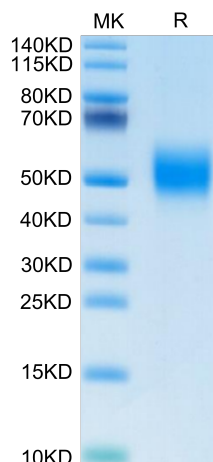
Formulation	Lyophilized from 0.22µm filtered solution in PBS (pH 7.4). Normally 8% trehalose is added as protectant before lyophilization.
Reconstitution	Centrifuge the tube before opening. Reconstituting to a concentration more than 100 µg/ml is recommended. Dissolve the lyophilized protein in distilled water.
Storage	-20 to -80°C for 12 months as supplied from date of receipt. -80°C for 3 months after reconstitution. Recommend to aliquot the protein into smaller quantities for optimal storage. Please minimize freeze-thaw cycles.

Background

Four distinct genes encoding closely related FGF receptors, FGF R1 - 4, are known. All four genes for FGF Rs encode proteins with an N-terminal signal peptide, three immunoglobulin (Ig)-like domains, an acid-box region containing a run of acidic residues between the IgI and IgII domains, a transmembrane domain and the split tyrosine-kinase domain. Multiple forms of FGF R1 - 3 are generated by alternative splicing of the mRNAs. A frequent splicing event involving FGF R1 and 2 results in receptors containing all three Ig domains, referred to as the alpha isoform, or only IgII and IgIII, referred to as the beta isoform.

Assay Data

Bis-Tris PAGE



Biotinylated Human FGFR2 beta (IIIb) on Bis-Tris PAGE under reduced condition. The purity is greater than 95%.

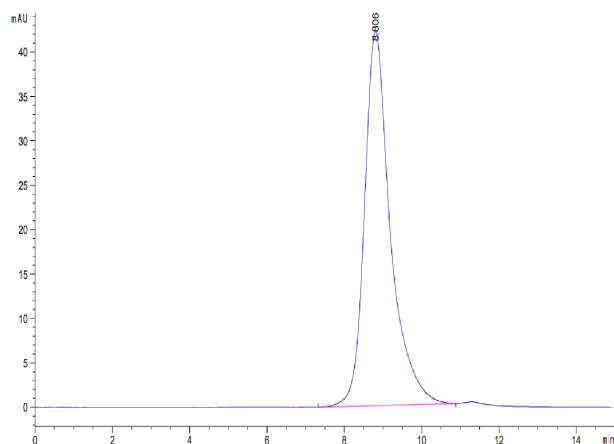
SEC-HPLC

Biotinylated Human FGFR2 beta (IIIb) Protein

Cat. No. FGR-HM4BBB



Assay Data



The purity of Biotinylated Human FGFR2 beta (IIIb) is greater than 95% as determined by SEC-HPLC.

Biotinylated Human FGFR2 beta (IIIb) Protein

Cat. No. FGR-HM4BBB

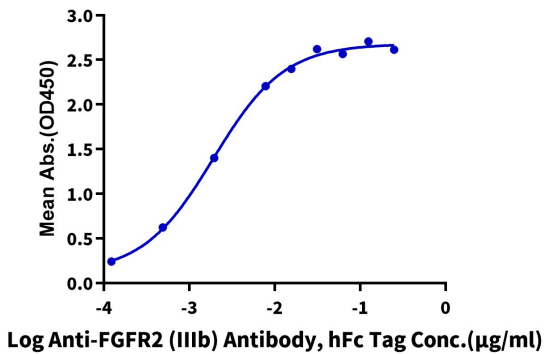


Assay Data

ELISA Data

Biotinylated Human FGFR2 beta (IIIb), His-Avi Tag ELISA

0.05µg Biotinylated Human FGFR2 beta (IIIb), His-Avi Tag Per Well



Immobilized Biotinylated Human FGFR2 beta (IIIb), His-Avi Tag at 0.5µg/ml (100µl/Well) on streptavidin (5µg/ml) precoated plate. Dose response curve for Anti-FGFR2 (IIIb) Antibody, hFc Tag with the EC50 of 1.9ng/ml determined by ELISA.